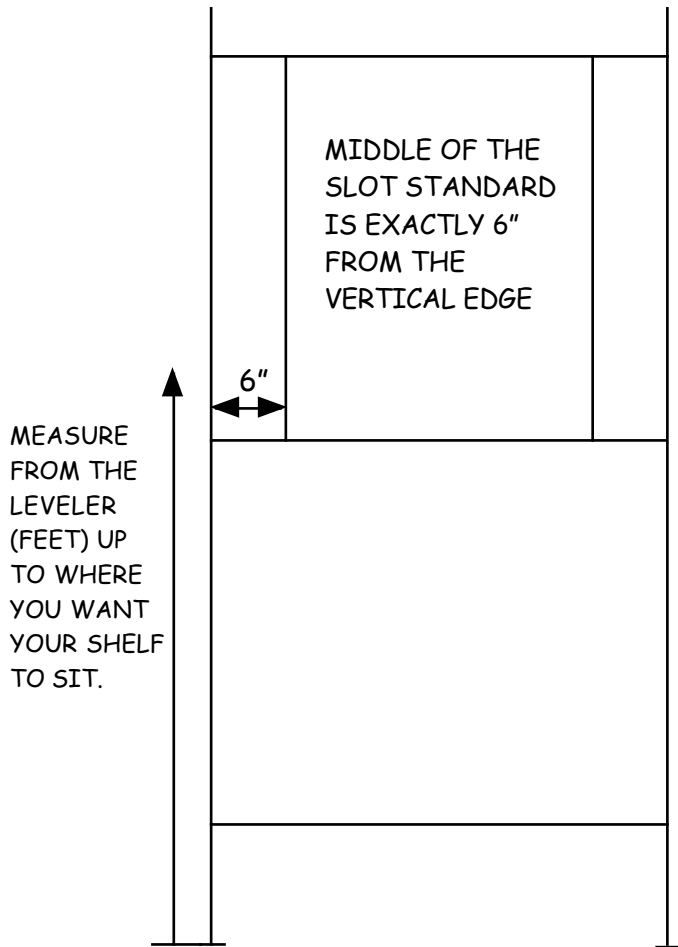


M. D. ENTERPRISES

9017 DIPLOMACY ROW

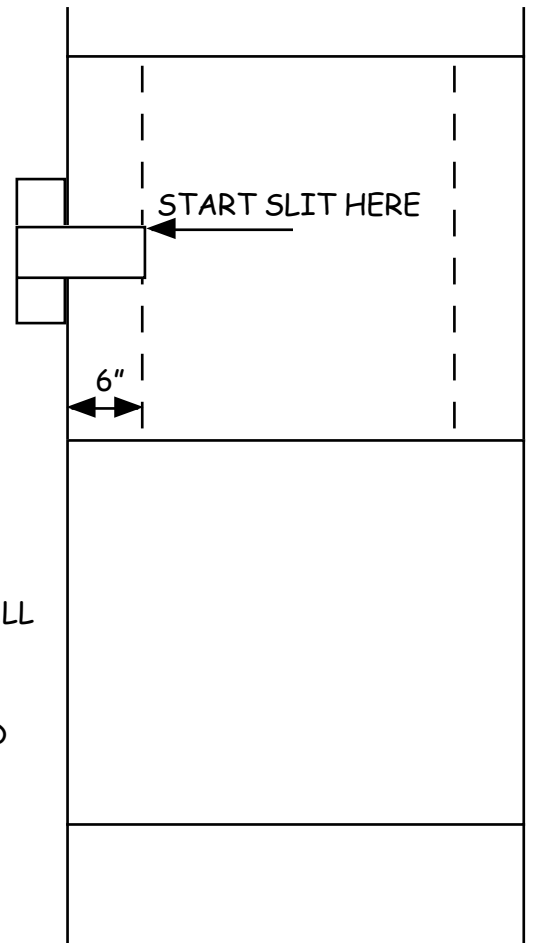
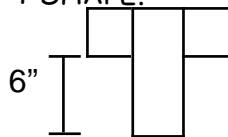
DALLAS, TX 75247

214-350-5765



HOW TO SLIT YOUR PANELS TO HAVE ACCESS TO THE SLOT STANDARDS - IF WE HAVE NOT ALREADY DONE IT FOR YOU.

1. ALL SLOTS ARE EXACTLY 6" OVER FROM THE VERTICAL EDGE OF THE PANEL.
2. WE MAKE JIG TO SLIT THE CARPET BY SIMPLY TAKING 2 PIECES OF 1X4 AND MAKING A T SHAPE.



3. YOUR PANELS WITH SLOTS WILL BE MARKED WITH A SMALL PEICE OF VELCRO. MAKE SURE PANEL SEAM AND LABEL ARE FACING DOWN.

4. YOU ORDERED EITHER: UPPER, LOWER OR BOTH UPPER AND LOWER SLOTS AT THE TIME OF YOUR ORDER . NOW, USE A NEEDLE OR AWL TO POKE THROUGH THE CARPET AMD FEEL THE METAL SLOTS STANDARD.

5. MEASURE UP FROM THE BOTTOM OF THE PANEL, THE DISTANCE YOU WANT THE SHELF TO BE FROM THE FLOOR. START THE TOP OF THE SLIT THERE.

6. USE A VERY SHARP RAZOR AND SLIT THE CARPET ABOUT 4". MAKE A CLEAN CUT. DON'T PULL OR DISTORT THE CARPET AND IT WILL LAY VERY FLAT IN THE CASE YOU DON'T USE A SHELF.